

Algonquin Park and Texas Data

WWW.SBAA.CA

Texas Coyote

X axis	Y axis
-69	-11
-63	-12.5
-62	-12.8
-60	-13
-63.5	-14
-63.5	-14.5
-64	-14.8
-56	-15.1
-52.5	-15.8
-50	-16
-64.5	-15.9
-60	-15.7
-50	-16.4
-59	-17
-60.5	-17.5
-56.5	-17.8
-62	-18.5
-68.5	-20.5
-44	-21.1
-49.5	-20.5
-53	-21.8
-73.5	-19.8

Red Wolf

X axis	Y axis
-21	-15.5
-25.5	-19.8
-25	-23.5
-23	-18
-21.5	-18.3
-22	-20
-22.5	-21.7
-19.5	-17.6
-20	-18.5
-20.5	-19.1
-19	-18.8
-18	-19.9
-21	-21.6
-20	-21.4
-20.5	-22.7
-21	-23.8
-20	-23.6
-19.5	-24.2
-19.5	-24
-19	-23.7
-18	-24
-18	-24.5
-19	-25.3
-19.5	-26
-20	-27
-19.5	-27
-19	-26
-18.5	-26.4
-18	-20.1
-18.5	-20.5
-18	-20.7
-18.5	-21.2
-17.5	-21.8
-16	-21.9
-16	-22.8

Algonquin Park


X axis	Y axis
-28	-26.5
-24	-28.5
-23	-29.3
-22.5	-27.3
-23	-25.6
-23	-33.2
-22	-21.5
-21.5	-21.7
-20.5	-21.6
-19.5	-23
-19	-25.7
-17	-25.7
-18	-24.8
-18.5	-27
-16	-26.9
-17.5	-23
-17	-20.6
-17	-19.9
-16.5	-17.2
-15.5	-18.6
-15.5	-18.8
-14	-20.2
-13.5	-21.1
-14	-21.8
-13.5	-22.8
-13	-24
-13	-24.8
-15	-24.7
-15.5	-25.7
-15	-26.9
-14	-27.8
-16.5	-24.6
-17.5	-24.4
-17.5	-23.8
-17.5	-21.6



ONTARIO
PARKS



The Science Behind Algonquin's Animals



WWW.SBAA.CA

Texas Coyote

X axis Y axis

X axis	Y axis
-15.5	-23.7
-17.5	-23.9
-17.5	-24.2
-16.5	-24.8
-14	-19.4
-15.5	-20.3
-12	-20.3
-14.5	-21.7
-14.5	-22.7
-13.5	-21.9
-14	-22.5
-14.5	-23.5
-13	-23.5
-12	-23.7
-12.5	-24
-12	-25.8
-15	-24.4
-15.5	-24.8
-16	-25.8
-15.5	-26.4
-16.5	-24
-16.5	-24.2
-16	-24.5
-19	-25


Algonquin Park

X axis	Y axis
-18.5	-21
-18	-23.7
-18	-24.3
-16	-25.2
-16	-22.6
-16.5	-22.5
-15.5	-23.8
-15.5	-25
-16.5	-25
-17	-23.5
-18.5	-25.3
-18	-24.7
-17	-23.3
-16	-22.2



ONTARIO
PARKS





Algonquin Park and NWT Data

WWW.SBAA.CA


Gray Wolf		Texas Coyote		Red Wolf		Algonquin Park	
X axis	Y axis	X axis	Y axis	X axis	Y axis	X axis	Y axis
-65	-25.5	-69	-11	-21	-15.5	-28	-26.5
-64.5	-26.5	-63	-12.5	-25.5	-19.8	-24	-28.5
-64.5	-33.7	-62	-12.8	-25	-23.5	-23	-29.3
-62	-26.5	-60	-13	-23	-18	-22.5	-27.3
-62	-27.5	-63.5	-14	-21.5	-18.3	-23	-25.6
-62.5	-29	-63.5	-14.5	-22	-20	-23	-33.2
-62	-29.5	-64	-14.8	-22.5	-21.7	-22	-21.5
-60.5	-30	-56	-15.1	-19.5	-17.6	-21.5	-21.7
-60	-21.8	-52.5	-15.8	-20	-18.5	-20.5	-21.6
-60.5	-27	-50	-16	-20.5	-19.1	-19.5	-23
-60	-30.5	-64.5	-15.9	-19	-18.8	-19	-25.7
-60	-29	-60	-15.7	-18	-19.9	-17	-25.7
-59.5	-30.5	-50	-16.4	-21	-21.6	-18	-24.8
-59	-30.7	-59	-17	-20	-21.4	-18.5	-27
-58.5	-28.5	-60.5	-17.5	-20.5	-22.7	-16	-26.9
-59	-33.5	-56.5	-17.8	-21	-23.8	-17.5	-23
-57.5	-25.5	-62	-18.5	-20	-23.6	-17	-20.6
-57	-27	-68.5	-20.5	-19.5	-24.2	-17	-19.9
-56.5	-26.8	-44	-21.1	-19.5	-24	-16.5	-17.2
-56.5	-29	-49.5	-20.5	-19	-23.7	-15.5	-18.6
-57	-29.5	-53	-21.8	-18	-24	-15.5	-18.8
-57.5	-30.5	-73.5	-19.8	-18	-24.5	-14	-20.2
-56	-31			-19	-25.3	-13.5	-21.1
-56.5	-32.2			-19.5	-26	-14	-21.8
-58.5	-32.5			-20	-27	-13.5	-22.8
-57.5	-32.8			-19.5	-27	-13	-24
-56.5	-24.3			-19	-26	-13	-24.8
-56	-23.5			-18.5	-26.4	-15	-24.7



ONTARIO
PARKS



The Science Behind Algonquin's Animals



WWW.SBAA.CA


Gray Wolf		Texas Coyote		Red Wolf		Algonquin Park	
X axis	Y axis	X axis	Y axis	X axis	Y axis	X axis	Y axis
-56	-28.7			-18	-20.1	-15.5	-25.7
-55.5	-28.2			-18.5	-20.5	-15	-26.9
-55	-28.2			-18	-20.7	-14	-27.8
-55.5	-27			-18.5	-21.2	-16.5	-24.6
-55	-25.5			-17.5	-21.8	-17.5	-24.4
-51.5	-20.5			-16	-21.9	-17.5	-23.8
-53	-24.2			-16	-22.8	-17.5	-21.6
-52.5	-24.4			-15.5	-23.7	-18.5	-21
-53.5	-26.6			-17.5	-23.9	-18	-23.7
-52	-25.5			-17.5	-24.2	-18	-24.3
-52.5	-29.5			-16.5	-24.8	-16	-25.2
-53	-30			-14	-19.4	-16	-22.6
-52.5	-30.2			-15.5	-20.3	-16.5	-22.5
-52	-32			-12	-20.3	-15.5	-23.8
-52.5	-32.7			-14.5	-21.7	-15.5	-25
-49	-33.2			-14.5	-22.7	-16.5	-25
-45	-34.6			-13.5	-21.9	-17	-23.5
-49.5	-26.7			-14	-22.5	-18.5	-25.3
-48.5	-26.3			-14.5	-23.5	-18	-24.7
-47.5	-27			-13	-23.5	-17	-23.3
-47	-26.4			-12	-23.7	-16	-22.2
-46.5	-26.6			-12.5	-24		
-50	-28			-12	-25.8		
-51	-29.4			-15	-24.4		
-49	-30.3			-15.5	-24.8		
-49.5	-31			-16	-25.8		
-49.5	-31.2			-15.5	-26.4		
-50	-31.5			-16.5	-24		
-49.5	-31.6			-16.5	-24.2		



ONTARIO
PARKS



The Science Behind Algonquin's Animals



WWW.SBAA.CA

Gray Wolf		Texas Coyote		Red Wolf		Algonquin Park	
X axis	Y axis	X axis	Y axis	X axis	Y axis	X axis	Y axis
-49	-31			-16	-24.5		
-47	-30.4			-19	-25		
-43.5	-24.8			-15.5	-21.8		
-44	-29.8						
-43.5	-30.5						
-43	-30.6						
-45	-31.8						
-56.5	-28.9						
-55.5	-28.1						
-58	-30						



ONTARIO
PARKS

